


Timeless™ versus Phaze™ II



DOPLAR™ Test



Timeless™
R2S™ Hybrid Reactive
1500-grit Polished
Dual-Drive™

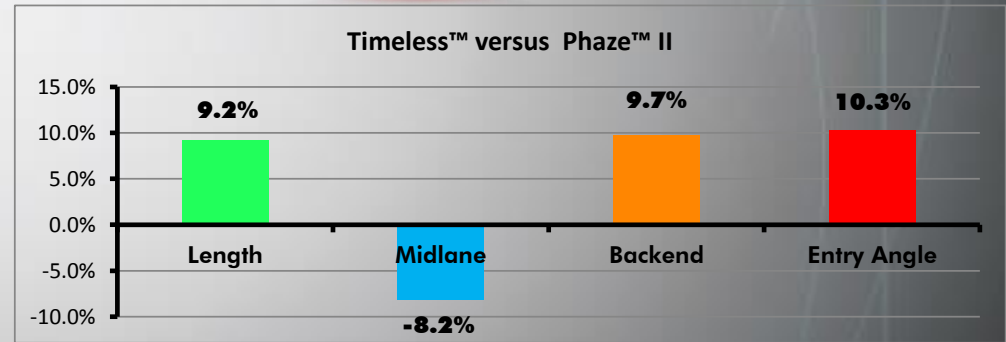
→ **Timeless™**
Laydown: 22.13
Launch Angle: -2.30°
Break Point: 43.96'
Impact Point: 16.10



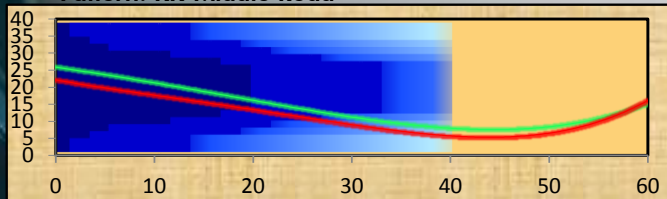
Phaze™ II
TX-16™ Solid Reactive
3000-grit Abralon®
Velocity™ Core

→ **Phaze™ II**
Laydown: 25.86
Launch Angle: -2.55°
Break Point: 44.38'
Impact Point: 15.17

- The Timeless laydown was 4 boards outside of the Phaze II.
- The Phaze II created 8% more midlane read.
- The Timeless generated over 10% more entry angle.
- Both balls finished high flush.



Pattern: KK-Middle Road



Tester: Steve Kloempken
Delivery: Right Hand Tweener
Rev Rate: 345 RPM
Rotation: 65°
Tilt: 13°

